

# Assembly & Operating Instructions

Art # 8070

## Please Note

Carefully and thoroughly read the instructions before and during assembly to ensure proper installation of the unit. We strongly recommend you to keep this manual for regular review and future reference.

## Attention

Please check all parts in the box before assembling. If you discovered any parts to be missing or damaged, please contact Ace Evert, Inc. immediately, and the requested replacement parts will be shipped to you FREE OF CHARGE.

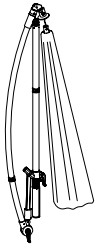
## Caution

1. During assembly, please keep children away;
2. Do not use the sunshade on soft, muddy or sandy surfaces;
3. Never use or open the sunshade against the direction of the wind;
4. Never put up the sunshade inside any building. The sunshade has been designed exclusively for outdoor use only.

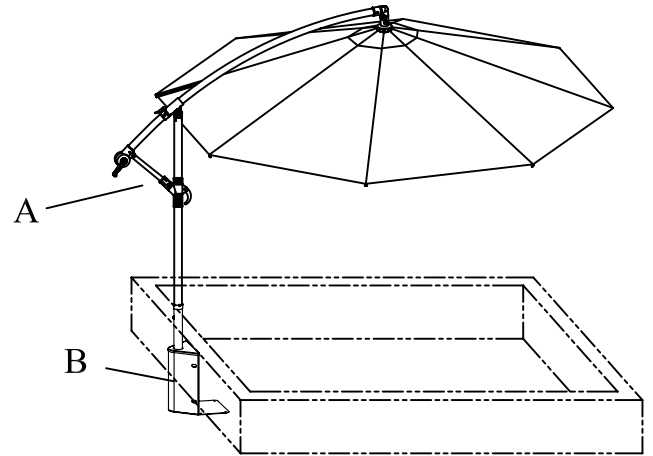
## Parts list

- A 1 × Umbrella Frame
- B 1 × Base Pole

A 1 × Umbrella Frame



B 1 × Base



## Assembly Instructions

To assemble the sunshade-Please refer to Figures 1-1 to 1-2.

To open the sunshade-Please refer to Figures 2-1 to 2-4.

To close the sunshade-Please refer to Figures 3-1 to 3-3.

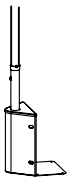


fig 1-1

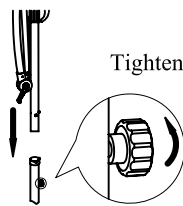


fig 1-2

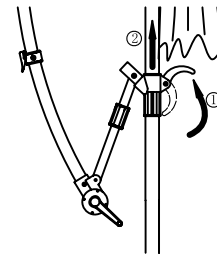


fig 2-1

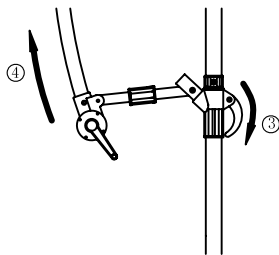


fig 2-2

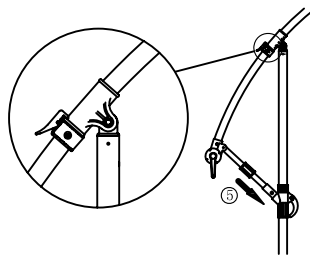


fig 2-3

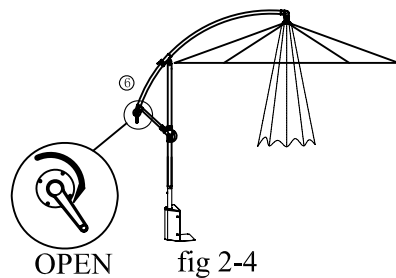
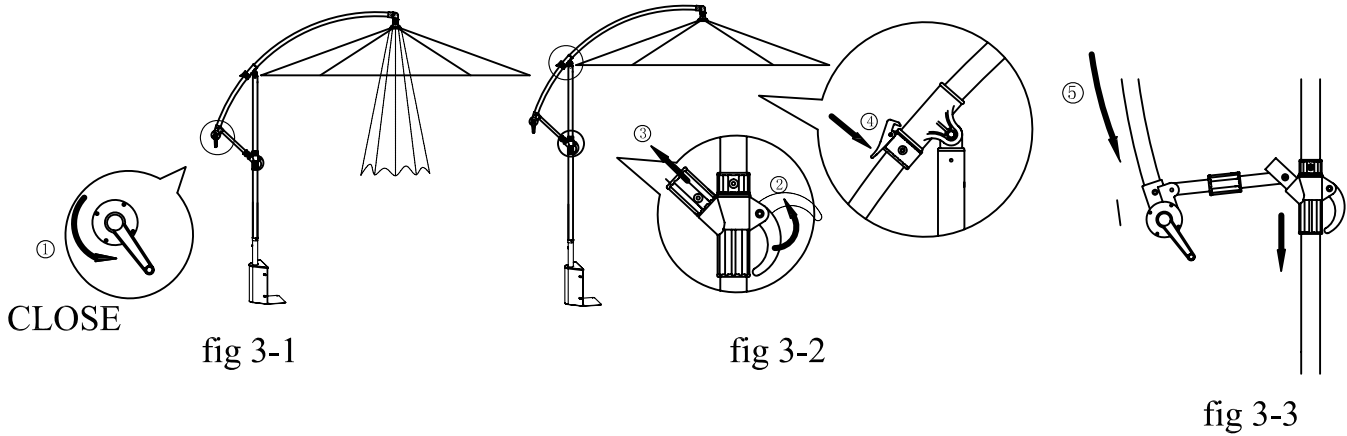


fig 2-4

# Assembly & Operating Instructions

Art # 8070



ucts or steam

cleaners to clean the sunshade. Also to prevent fabric damage, remove any collected water from the sunshade by either draining off the water or by dismantling the sunshade. Please remember that your sunshade is NOT 100% waterproof and that water can seep through the seams and/or the material. Your sunshade protects you from the sun and is not a rain shelter.

4. Clean with damp cloth.

## Warning

- To stabilize the umbrella, four patio or concrete blocks (NOT INCLUDED), with a minimum weight of 40 pounds each, are required to be placed on the cross stand.
- Please make sure all bolts & nuts are tightened correctly before use.
- DO NOT leave umbrella out in extreme weather conditions -- including strong winds and heavy rain.